




1H2021 Results Corporate Presentation

August 2021



浙能锦江环境
ZHENENG JINJIANG ENVIRONMENT

Important Notice



This document has been prepared by **Zheneng Jinjiang Environment Holding Company Limited** ("**Zheneng Jinjiang Environment**" or the "**Company**"), solely as presentation materials to be used by the Company's management. It may contain projections and forward-looking statements that reflect the Company's current views with respect to future events and financial performance. These views are based on current assumptions which are subject to various risks and which may change over time. No assurance can be given that future events will occur, that projections will be achieved, or that the Company's assumptions are correct.

The information is current only as of its date and shall not, under any circumstances, create any implication that the information contained therein is correct as of any time subsequent to the date thereof or that there has been no change in the financial condition or affairs of the Company since such date. Opinions expressed herein reflect the judgement of the Company as of the date of this presentation and may be subject to change. This presentation may be updated from time to time and there is no undertaking by the Company to post any such amendments or supplements on this presentation.

The Company will not be responsible for any consequences resulting from the use of this presentation as well as the reliance upon any opinion or statement contained herein or for any omission.

Contents



1. Company Overview
2. 1H2021 Financial Highlights
3. 1H2021 Operational Highlights
4. Growth Strategy



Company Overview

About Zheneng Jinjiang Environment

- First mover and leader in PRC's Waste-To-Energy (WTE) industry, as well as one of the first WTE operators in the PRC
- Established PRC's first WTE plant using Circulating Fluidised Bed (CFB) incineration technology in 1998 and built a track record spanning over 20 years
- Listed on the mainboard of the Singapore Exchange on 3 August 2016

WTE BUSINESS

- Treatment of municipal solid waste and generation of steam and electricity

3 main revenue streams:

- 1) **Waste treatment fees** (contracted with local government)
 - 2) **Sales of electricity** (tariffs decided by central and local governments)
 - 3) **Sales of steam** (fee decided by local government or company)
- Operational facilities are ~70% Build-Own-Operate (BOO) model; ~30% Build-Operate-Transfer (BOT) model

EMC BUSINESS

- **Revenue from Provision of Energy Management Contracting (EMC) services** to Metallurgical, chemical and power generation companies since 2014

Scope of services include:

- Energy saving and residual heat utilisation
- Operational optimisation and equipment selection advisory
- Management and operational support
- Technical advisory on energy saving

Extensive Network in China and Overseas

CHINA

23 WTE facilities* &
1 Organic Waste Treatment facility &
7 Resource Recycling projects
in Operation

In 13 provinces autonomous regions and centrally-administered municipalities in the PRC

7 WTE facilities &
2 Resource Recycling projects
Under Construction & Expansion

16 WTE facilities & Kitchen Waste
Treatment projects
1 Resource Recycling project
in Preparation

Treatment
Capacity:
38,560 tons/day

Treatment
Capacity:
6,500 tons/day

Treatment
Capacity:
13,095 tons/day

**As at 30 June 2021, 16 of the 23 WTE facilities
operated in a BOO business model*

OVERSEAS

Presence in India, Brazil & Indonesia

Treatment
Capacity:
5,096 tons/day

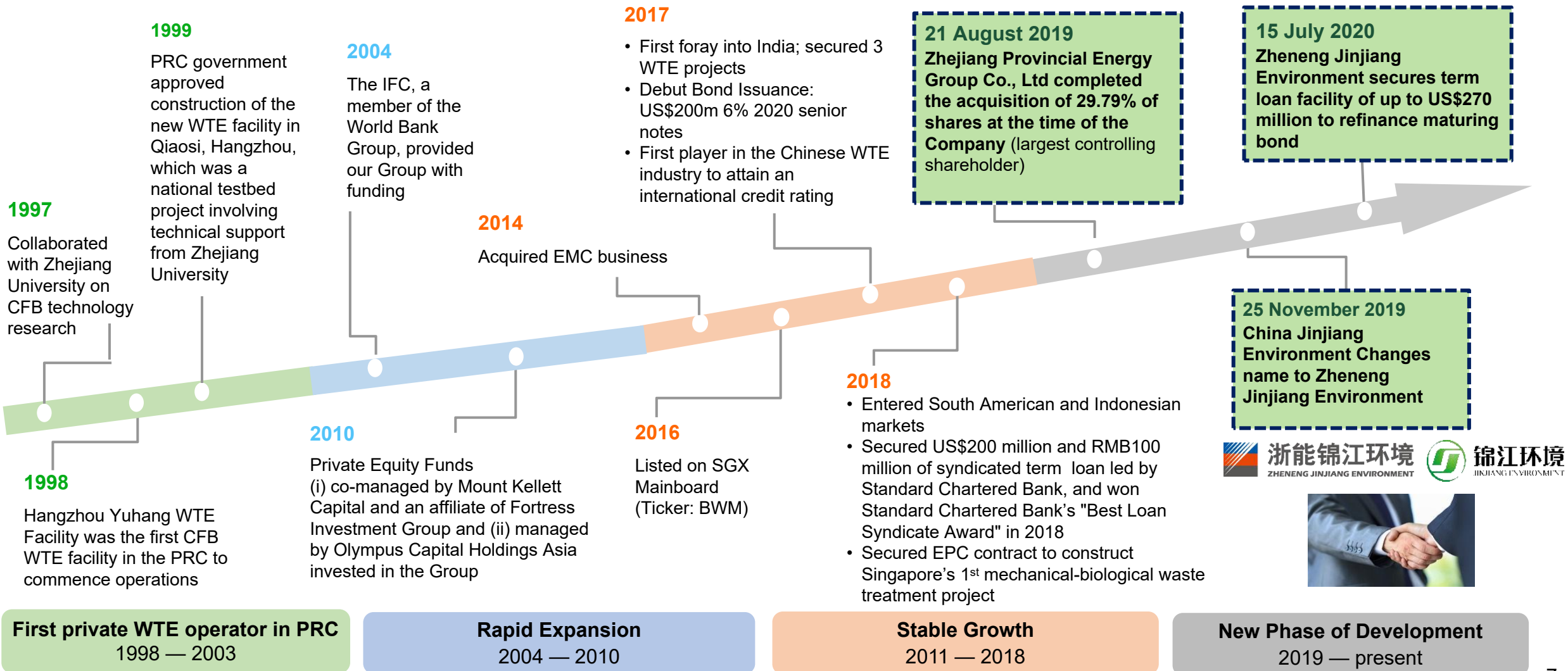
1 facility under Construction
4 facilities In Preparation

*When fully completed,
total waste treatment capacity to reach*
63,251 tons/day

As at 30 June 2021

Important Milestones

Established In 1998, with leading Waste-to-Energy (WTE) treatment capacity in the PRC



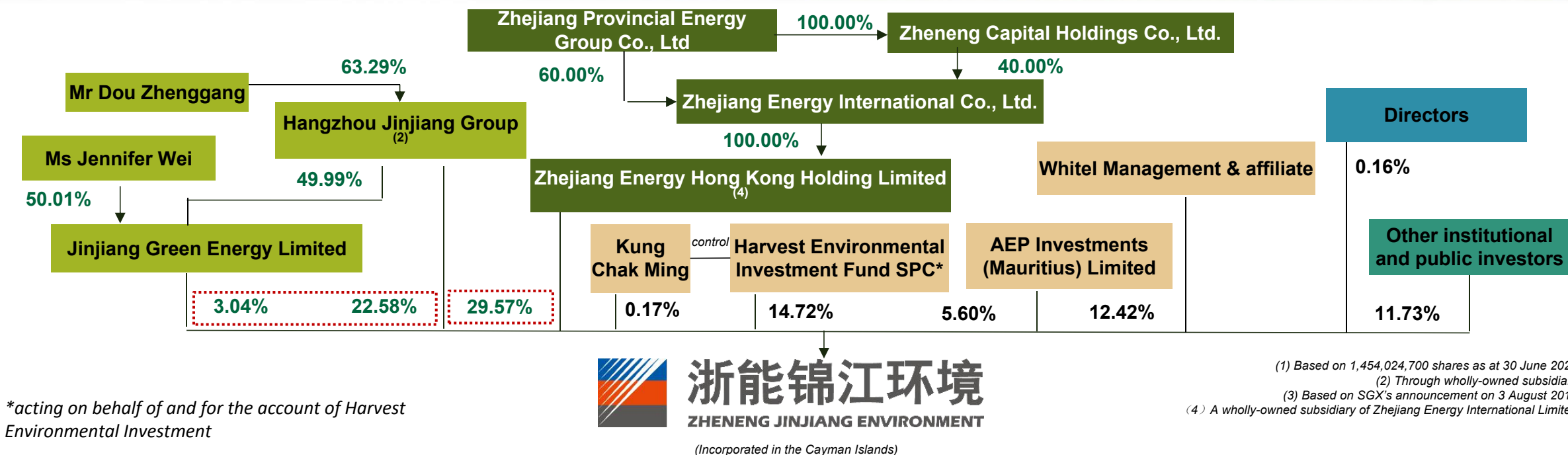
About Zhejiang Provincial Energy Group Co., Ltd (Zheneng Group)



- State-owned provincial energy enterprise involved mainly in energy-related businesses
- Strong capabilities across the entire energy production value chain, with resources and strong financial expertise
- Manages more than 300 companies collectively
- In 2020, Zheneng Group supplied :
 - Approximately 50% of the electricity power consumption
 - Nearly 40% of the total coal consumption
 - More than 75% of the total natural gas consumption in the Zhejiang Province
- In 2020, Zheneng Group achieved the following:
 - Electricity generation capacity: 136.8billion KWh
 - Coal supply: 64.06 million tons
 - Natural gas supply: 10.50 billion m³ (including alternative transmission)
 - Crude oil trading volume: 7.16 million tons

Strong Shareholding Structure

Strong Shareholder Background Provides Firm Support For Company's Development ⁽¹⁾



Jinjiang Green Energy Limited

- The Jinjiang Group is China's top 500 private enterprise, engaging in environmental protection & energy, non-ferrous metal and chemicals business
- Jinjiang Green Energy is an affiliate of the Hangzhou Jinjiang Group

Zhejiang Energy Hong Kong Holding Limited

- Zheneng Group is a state-owned provincial energy enterprise
- Zhejiang Energy International Limited and Zheneng Capital Holdings Co., Ltd. are controlled by Zhejiang Provincial Energy Group Co., Ltd.

Harvest Environmental Investment Fund SP

- A discretionary managed fund managed by Harvest Global Capital Investments Cayman, a wholly owned subsidiary of Harvest Global Capital Investments

AEP Investments (Mauritius) Limited

- A fund wholly owned and managed by Olympus Capital
- Olympus Capital is US-based private equity, founded in 1997

Whitel Management Company Limited

- An affiliate of Hopu Investments

Other Institutional Investors ⁽³⁾

- Company's shares are subscribed by many renowned institutional investors during IPO, including Great Eastern Life (Malaysia), Hailiang International and UOB AM

Strong Management Team

Key Management Team Members Have More Than 20 Years Of Industry Experience

As at 30 June 2021



WEI Dongliang
Executive Chairman, Executive Director,
member of the Nominating Committee of the
Company
Date joined: 2019

- Responsible for overall strategic planning and management
- More than 20 years of corporate leadership and senior management experience in the energy industry
- Served as the General Manager of Zheneng Capital Holdings Co., Ltd. and Zheneng Equity Investment Fund Management Co., Ltd
- Vice Chairman of Qianjiang Water Resources Development Co., a Chinese A-share listed company, and the Director of China Zheshang Bank since 2015



WANG Wuzhong
Deputy GM
Date joined: 1992

- Responsible for environmental safety, daily operations, R&D and overall strategy
- More than 20 years of experience
- Professor-level senior engineer
- Member of the Technical Committee of City and Environment Sanitation Standardization of the Ministry of Housing and Urban-Rural Development
- Member of the Expert Committee of China Electric Power Federation
- Deputy Director, Environmental Protection Equipment and Technology Promotion Center, China Equipment Management Association



WANG Ruihong
Executive Director, Deputy GM
Date joined: 1999

- Responsible for the implementation of overall business management, brand strategy and legal compliance
- More than 20 years of experience
- Zhejiang Provincial Department of Finance certified accountant qualification
- Senior Professional Manager of Environmental Protection



JIN Ruizhi
CFO
Date joined: 2019

- Responsible for overall financial functions, including corporate finance and group finance management
- Over 20 years of experience in accounting and financial management in the energy industry
- Held roles in the power and petroleum divisions of Zheneng Group
- Accountant certification



QI Liang
Chief Engineer
Date joined: 2019

- Responsible for all technical and engineering related matters
- More than 20 years' experience in production, technology and infrastructure management in the power industry
- Formerly Deputy general manager of Cixi Zhongke Zhongmao Environmental Protection and Thermal Power Co., Ltd. and Deputy Director and Director of Engineering Department of Zhejiang Zhenhai Power Generation Co., Ltd



E Hongbiao
Deputy GM
Date joined: 1992

- Responsible for supervising the construction and development of the project and assisting in the operation and management of sewage and waste disposal
- More than 20 years of experience
- Senior Economist, First-class Construction Engineer
- Hangzhou Human Resources and Social Security Bureau Economist Certification



1H2021 Financial Overview

1H2021 Key Financial Overview



1H2021 revenue increased 10.8% year-on-year to approximately RMB1,613.3 million



Key recurring income from core revenue contributor Waste-to-Energy Business recorded 17.9% growth to RMB1,342.7 million.



1H2021 gross profit increased 4.2% to RMB500.4 million



PATMI grew 91.8% to RMB193.9 million

Results Overview

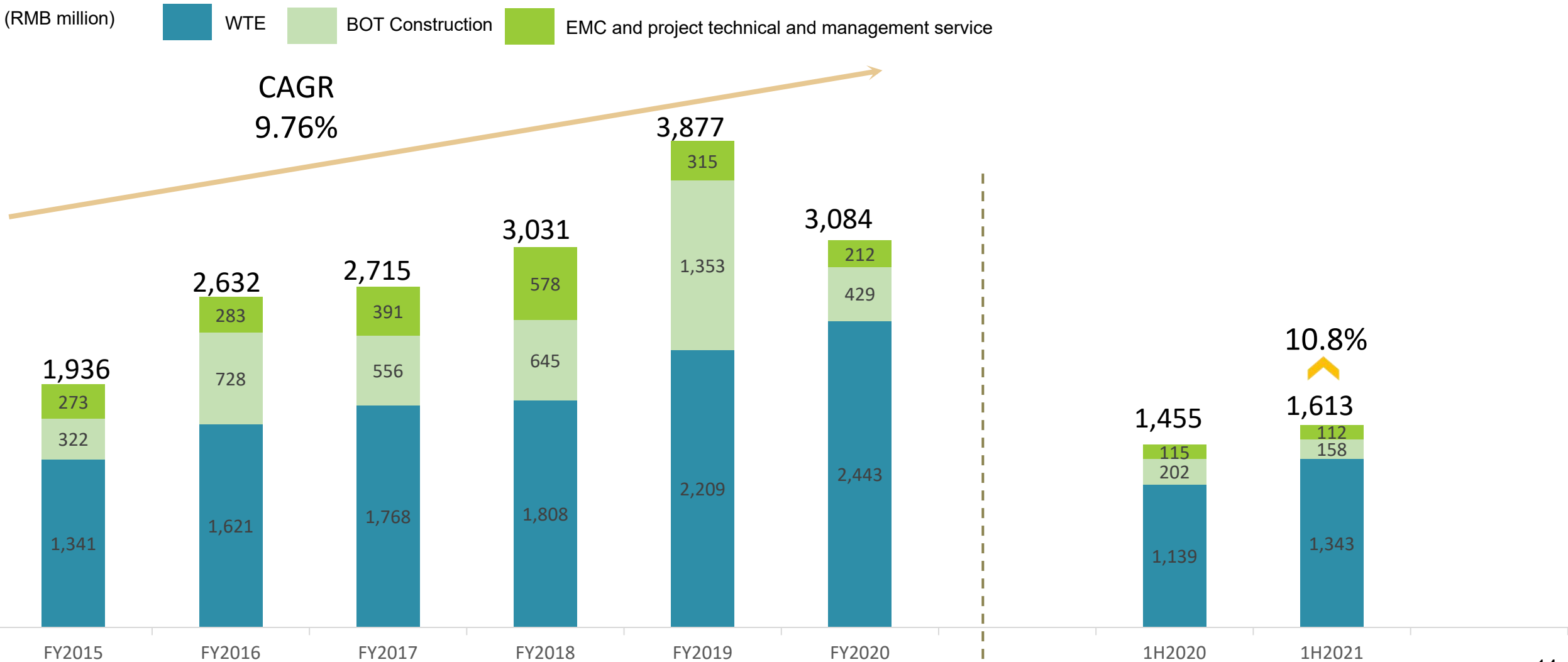
RMB million	1H2021	1H2020	Change (%)
Revenue	1,613.3	1,455.5	10.8
Including: WTE Business Revenue	1,342.7	1,139.0	17.9
Gross Profit	500.4	480.3	4.2
Profit Before Tax	274.4	155.9	75.9
Profit after tax	2.0	1.0	84.6
Profit after tax attributable to owners of the Company	193.9	101.0	91.8

Changes in profit attributable to owners of the Company mainly attributable to:

- 1H2021 Revenue increased primarily due to an increase in revenue from the WTE business (excluding revenue from construction services provided under BOT concession agreements), offset by a decrease in revenue from construction services provided under BOT concession agreements and a decrease in revenue from project technical and management services and EMC business.
- Despite increase in cost of sales due to (1) an increase of RMB33.7 million in coal unit price and (2) an increase of RMB31.1 million due to increase in investment in response to the enhanced environmental protection regulatory requirements, the Group still manage to achieve an increase in gross profit of 4.2%.
- Other income recorded an increase of 26.3% mainly due to an increase in government grants and tax refunds, and an increase in gain on sales of scrap materials, sludge disposal fees and others, partially offset by a decrease in value added tax refund and bank interest income. Other gains and losses increased from a net loss of RMB34.3 million in 1H2020 to a net gain of RMB14.9 million in 1H2021, primarily due to foreign exchange gains resulting from the appreciation of the Chinese Renminbi against the United States Dollar.

Revenue Overview

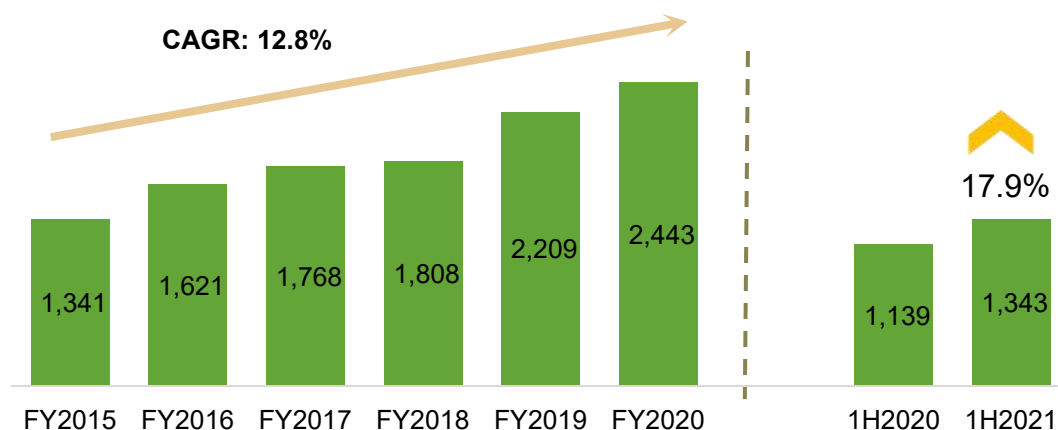
WTE Business Is The Main Revenue Contributor



Revenue Breakdown by Business Segment

WTE

(RMB million)

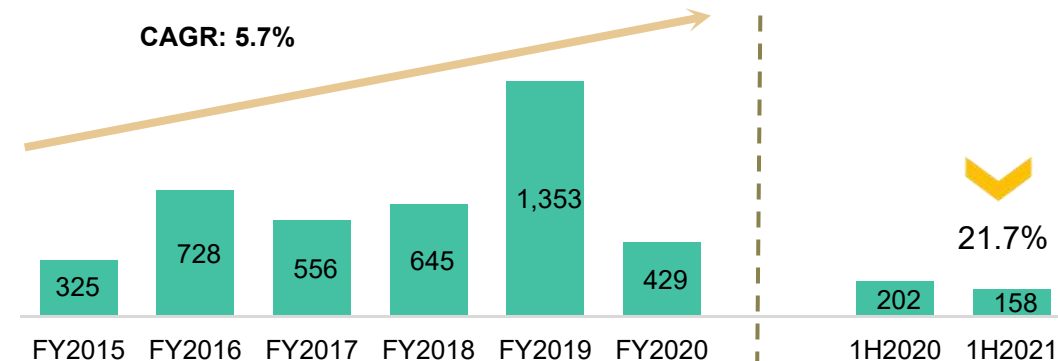


Steady growth in WTE revenue due to:

- Commencement of operations of the Tangshan Jiasheng WTE Facility and New Kunming Wuhua WTE Facility
- Increase in contribution per waste treatment unit and increase in waste treatment capacity after the optimisation of power plant equipment management and upgrading of the WTE facilities
- Increase in demand from new customers
- Increase in the amount of steam supplied and increase in unit price, resulting from the full resumption of operation and production in most areas (except for Suihua and certain other areas) which are no longer materially affected by the Coronavirus Disease 2019 pandemic situation

BOT Construction

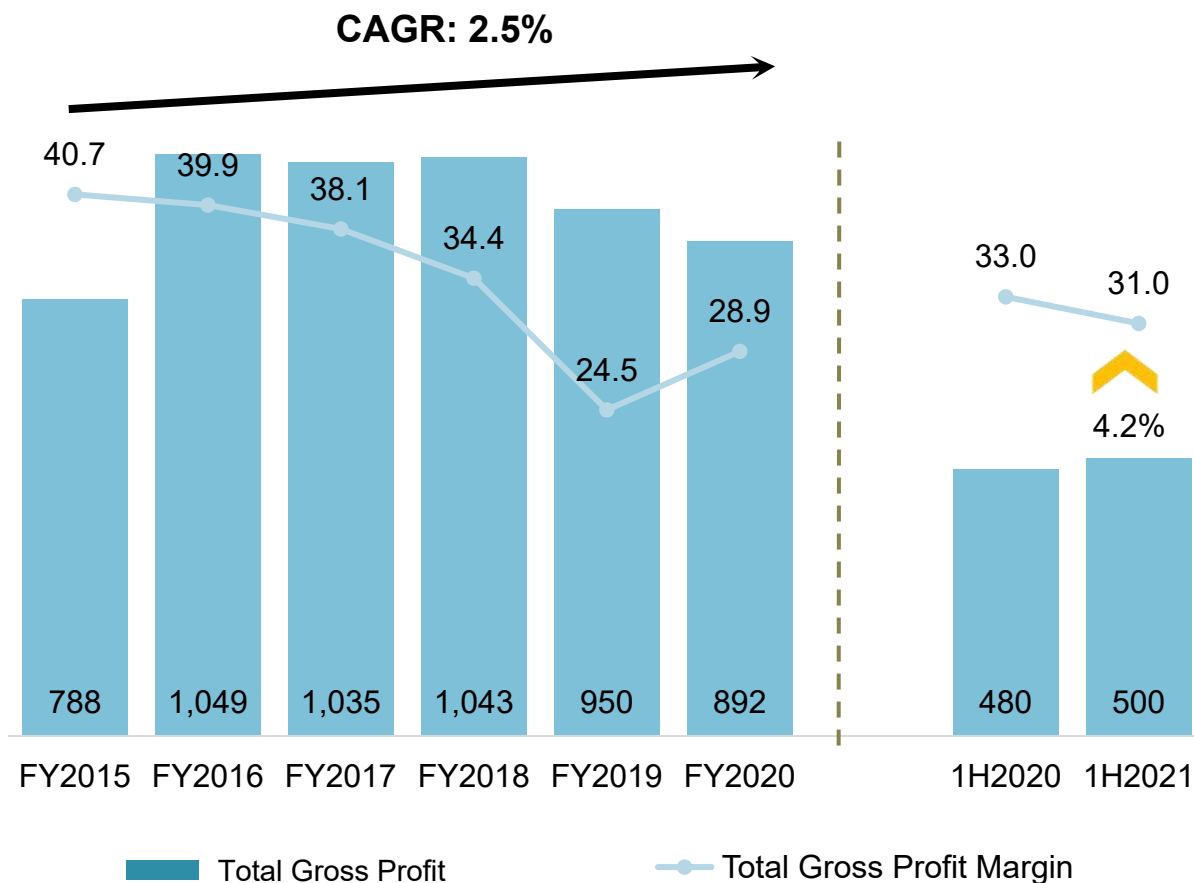
(RMB million)



BOT business revenue decreased due to:

- Decrease in revenue from the provision of construction services under BOT concession agreements. In 1H2021, BOT revenue was recorded for the Linzhou Jiasheng WTE Facility in Henan Province and first phase of the Zhongwei Project (BOT) in Ningxia. The BOT revenue recorded in 1H2020 was largely in respect of the Kunming Wuhua construction project which had commenced operations in May 2020. The BOT revenue in 1H2021, based on the construction progress of the existing projects, is lower than in 1H2020.

Gross Profit & Gross Profit Margin



(RMB million)

Segmental Gross Profit (RMB million)	1H2021	1H2020	Change
WTE	426.0	394.4	8.0%
BOT Construction*	41.6	45.7	-9.0%
EMC Business	32.7	40.2	-18.7%

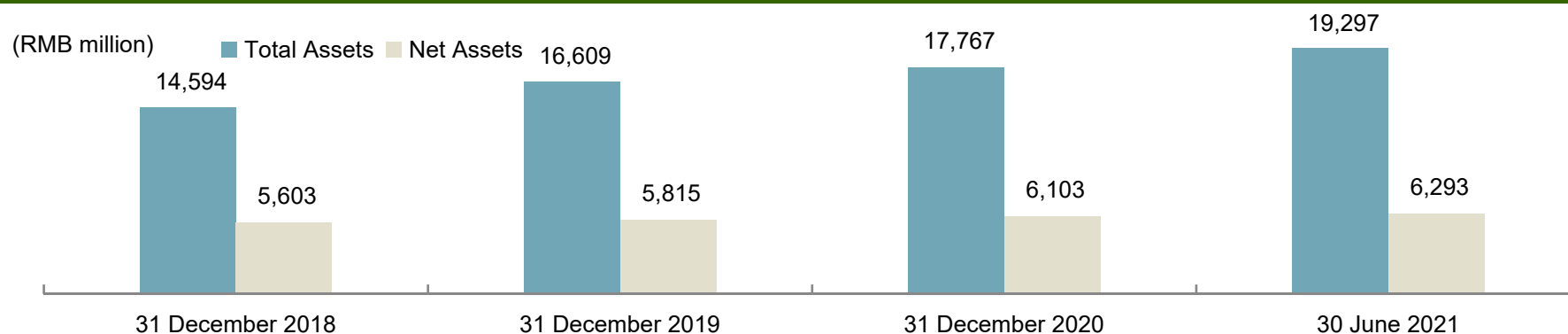
Segmental Gross Profit Margin	1H2021	1H2020
WTE	31.7%	34.6%
BOT Construction**	13.6%	13.6%
EMC Business	29.1%	35.1%

*Includes BOT construction income and financial income under service concession agreements

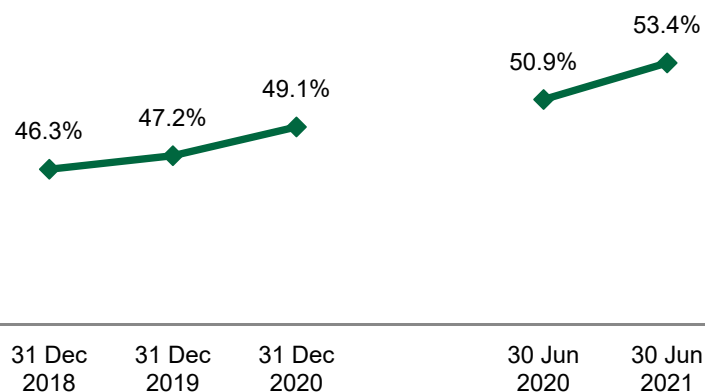
**Includes income from BOT construction (excluding financial income under service concession agreements)

Capital Structure

Total Assets & Net Assets

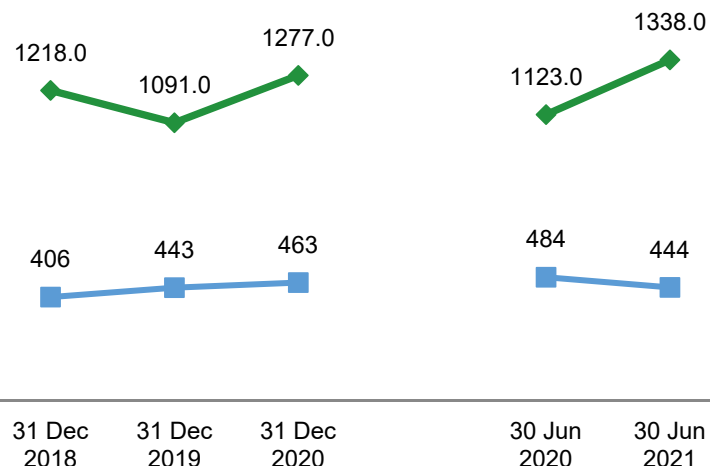


Interest-bearing Debt/Total Assets



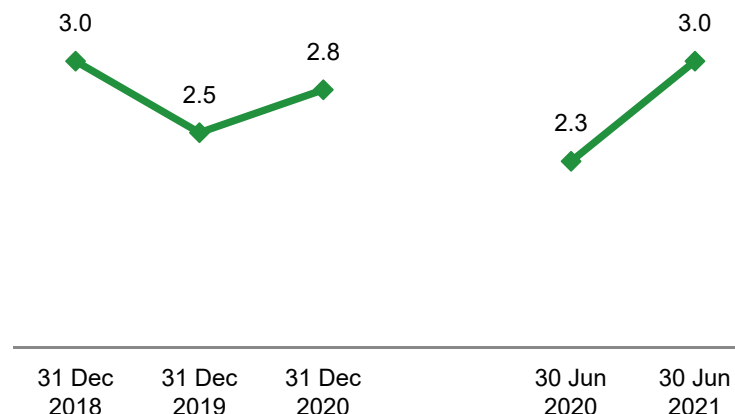
◆ Debt/Total Assets

EBITDA and Interest expense



◆ EBITDA ■ Interest

EBITDA/Interest



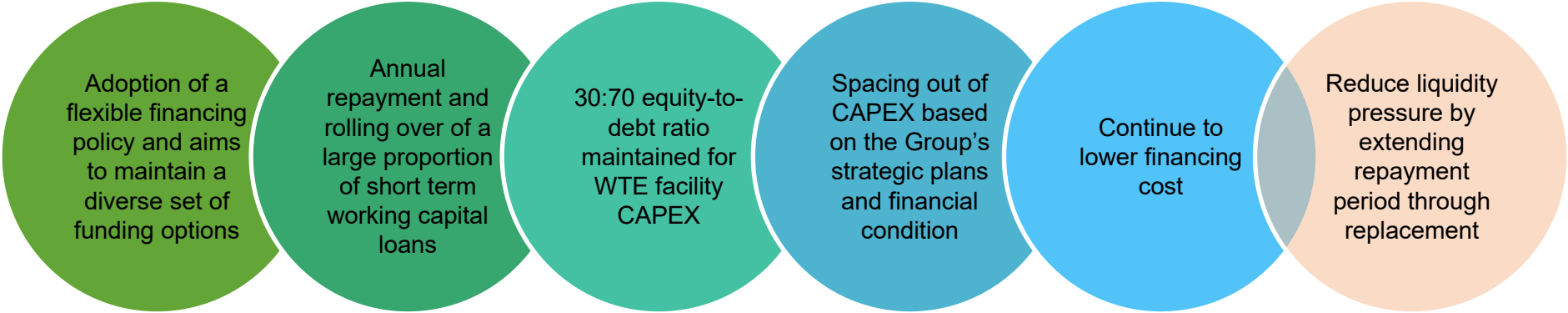
◆ EBITDA / Interest

* EBITDA excludes BOT profit, exchange and non-recurring profit and loss

** EBITDA and Interest expenses are computed using the figures of the last 12 months period up to 30 June 2020 and 30 June 2021

Prudent Capital Management

Our Capital Management Policy



Private placement of 214 million new shares to raise S\$107 million



2018.4

3-yr fixed-term syndicated loan of US\$200 million and RMB100 million led by Standard Chartered



2018.6

Completed upgrading project, achieving operational improvements which will improve cash flow



2019

Secures term loan facility of up to US\$270 million to refinance maturing bond



2020

Drawdown RMB540 million as part of the RMB900 million credit line from Zheneng Finance.

Repaid outstanding US\$140 million of syndicated term loan facility



2021 and beyond

Potential issuance of asset-backed securities to qualified investors in the PRC to provide further liquidity

Continue to actively seek support from controlling shareholders leveraging upon its strong credit status to broaden the financing channels of the group, increase the line of credit, to solidify the Group's leading industry position

Introduce strategic investors at the project level to optimise capital structure

Pace out commencement of projects to reduce balance sheet burden

Reassess and execute overseas expansion plans in an orderly manner

Strong Financial Support from Zheneng Group and Banks

- ✓ **Secured a RMB540 million loan facility from Zhejiang Provincial Energy Group Finance Co., Ltd. (“Zheneng Finance”), a subsidiary of the single largest shareholder of the Company, as well as working capital loans of more than RMB400 million from third-party banks**
 - As disclosed in FY2020 Annual Report, the Company had obtained a credit line of RMB900 million from Zheneng Finance.
 - The Company has drawn down working capital loans of RMB540 million from the credit line obtained from Zheneng Finance, and more than RMB400 million from third-party banks.
 - Reflects the confidence and strong support of the Group’s prospects which was endorsed by Zheneng Group’s great financial strength and good credit standing.
- ✓ **Repayment of the balance US\$140 million under the 3-year syndicated term loan facility of US\$200 million and RMB100 million**
 - In June 2021, the Company made full repayment of the balance outstanding amount of US\$140 million.
 - This was partially funded from the RMB540 million loan facility drawn down by the Group.



1H2021 Operational Highlights

COVID-19 Updates

Impact on Business

- ❑ As of 1H2021, the Company saw full resumption of operation and production in most areas which are no longer materially affected by the COVID-19 pandemic situation
- ❑ The amount of waste treated, and electricity generated and supplied has increased as compared to the same period in the previous year



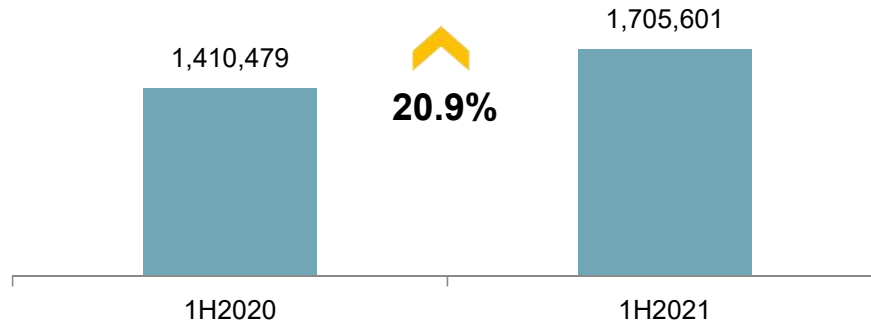
- ✓ The rebound of COVID-19 outbreak in China recently has brought uncertainties to the continued economic recovery
- ✓ However, local authorities have moved swiftly in imposing new control and preventive measures to keep the situation in control. The impact on the economy remains to be seen
- ✓ Closely monitor the COVID-19 situation and will take preventive and control measures in strict accordance with the requirements of the local government

Impact on Operations

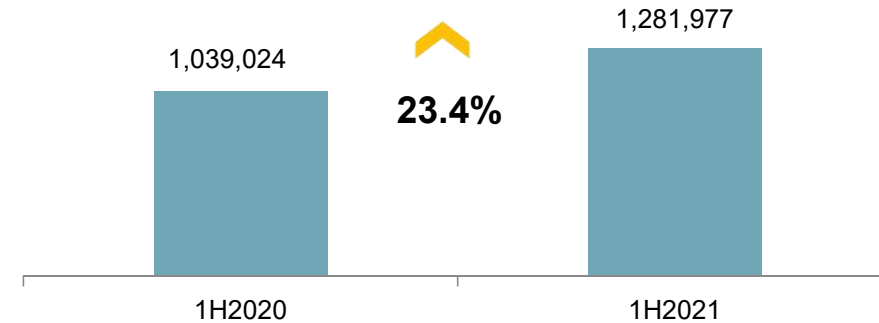
- ❑ Group's WTE and other facilities in the PRC have maintained normal and stable operations in 1H2021
- ❑ The Group's project construction is progressing on schedule in an orderly manner
- ❑ Currently, local waste can be processed in a timely manner and disposal standards have been achieved
- ❑ Overseas facilities, including India where the pandemic situation is more serious, are also maintaining normal operations

Operational Analysis

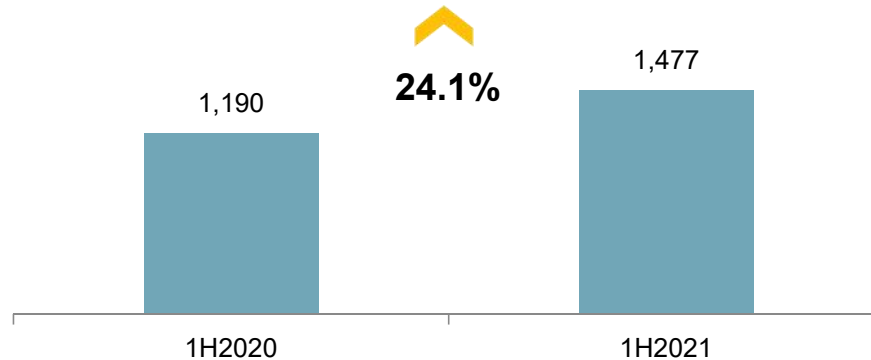
Electricity Generated ('000 KWh)



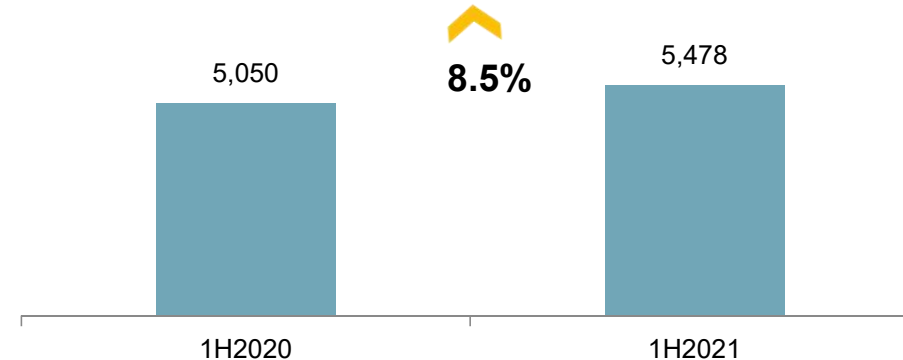
On-Grid Electricity Supplied ('000 KWh)



Steam Supplied ('000 tonnes)



Waste Treated ('000 tonnes)



As at 30 June 2021

- On-grid electricity supplied and waste treated increased due to commencement of operations of the Tangshan Jiasheng WTE Facility and the New Kunming Wuhua WTE Facility and the full resumption of operation and production in most areas (except for Suihua and certain other areas) which are no longer materially affected by the COVID-19 pandemic situation, which resulted in a higher amount of waste treated and electricity generated.
- The increase in steam supplied is due to the increase in the number of customers purchasing steam generated by the Zhengzhou Xingjin WTE Facility and Zhuji Bafang WTE Facility as a result of the recovery from the COVID-19 pandemic.

Extensive Portfolio in the PRC with Growing Overseas Footprint



Zheneng Jinjiang Environment

Total Capacity

63,251 tons/day

As at 30 June 2021



China Projects

No. of projects	Project Category	Capacity
31	Operational	38,560 tons/day
9	Construction & Expansion	6,500 tons/day
17	In the Preparatory Stage	13,095 tons/day
Total		58,155 tons/day



India Projects

No. of Projects	Project Category	Capacity
2	In the Preparatory Stage	2,106 tons/day
1	Construction	1,165 tons/day
Total		3,271 tons/day



Brazil Project

No. of Projects	Project Category	Capacity
1	In the Preparatory Stage	825 tons/day
Total		825 tons/day



Indonesia Project

No. of Projects	Project Category	Capacity
1	In the Preparatory Stage	1,000 tons/day
Total		1,000 tons/day

China – Our Extensive Footprint



Installed Capacity (tons/day)

● In Operation ● Under Preparation ● Under Construction or Expansion

Hebei

Tangshan Jiasheng	BOO, 1000
Leting Jinhuan	BOO, 500
Shijiazhuang Jiasheng	BOO, 2,400
Tangshan Guye	BOO, 1,600
Shijiazhuang Jiasheng Wuji Resource Recycling	BOO, 1,000
Shijiazhuang Gaocheng Resource Recycling	BOO, 2,000
Tangshan Qianxi Resource Recycling	300
Luannan Resource Recycling	BOT, 600
Gaobeidian Resource Recycling	BOO, 600

Shaanxi

Yulin Green Energy	TBC, 1,300
Yan'an	BOT, 1,300

Ningxia

Yinchuan Zhongke	BOT, 2,000
Zhongwei Green Energy (Phase 2)	BOT, 500
Zhongwei Green Energy (Phase 1)	BOT, 500
Zhongwei Kitchen Waste	100

Shanxi

Shanxi Taigu	BOT, 400
--------------	----------

Henan

Zhengzhou Xingjin	BOO, 2,840
Linzhou Jiasheng (Phase 1)	BOT, 500
Linzhou Jiasheng (Phase 2)	BOT, 500
Linzhou Kitchen Waste	45

Hubei

Wuhan Jinjiang	BOO, 2,600
Hankou Jinjiang	BOO, 2,600
Wuhan Resource Recycling	BOO, 3,000
Wuhan Jinjiang Reconstruction	
Wuchang Kitchen Waste Treatment	500

Yunnan

Yunnan Wuhua	BOO, 2,250
Yunnan Green Energy	BOT, 1,000
Yunnan Jinde	BOO, 1,000
Jinghong Jiasheng	BOT, 1,200
Yunnan Green Energy Expansion	BOT, 750

Inner Mongolia

Hohhot New Energy	BOO, 1,000
Bayannao'er Jingpengyun	BOT, 700
Hohhot Jiasheng New Energy Expansion	BOO, 750

Heilongjiang

Suihua Green Energy	BOO, 800
Qitaihe Green Energy	BOO, 1,000
Suihua Green Energy Resource Recycling	BOT, 240

Jilin

Jilin Xinxiang	BOO, 2,700
Songyuan Xinxiang	BOT, 1,050
Baishan Green New Energy	BOO, 600
Hunchun Green New Energy	BOO, 800
Songyuan Kitchen Waste Treatment	150
Songyuan Xinxiang New Energy Resource Recycling	BOO, 300

Tianjin

Tianjin Sunrise	BO, 1,100
Tianjin Sunrise Upgrading	

Shandong

Zibo Green Energy	BOO, 1,600
Zibo Green Energy	BOT, 800
Zibo Green New Energy	BOO, 4,000
Zibo Gaoqing Resource Recycling	500
Zichuan Resource Recycling	400

Jiangsu

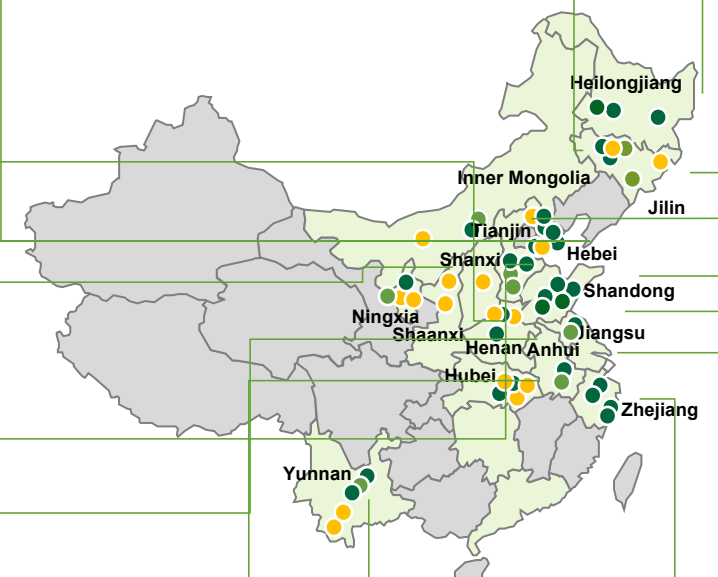
Lianyungang Sunrise	BOO, 1,450
Lianyungang Upgrading	1,500

Anhui

Wuhu Jinjiang	BOO, 3,000
Wuhu Jinjiang Reconstruction	

Zhejiang

Xiaoshan Jinjiang	BOO, 1,900
Zhejiang Zhuji	BOO, 1,050
Wenling Green Energy	BOT, 1,600
Wenling Organic Waste Project	BOT, 220



1H2021 Operational Updates

In 1H2021, the Group's project construction proceeded in an orderly manner in accordance with the set plan

Key updates below:

- ✓ The Leting Jinhuan New Energy WTE Facility (BOO) and the Shijiazhuang Wuji Resource Recycling Project (BOO) in Hebei Province were put into trial operation in January 2021 and April 2021. The one boiler and one turbine of Lianyungang Sunrise WTE Facility Expansion Project (BOO) in Jiangsu Province and one boiler of Wuhu Jinjiang WTE Facility Reconstruction Project (BOO) in Anhui Province were put into operation in July 2021 and August 2021.
- ✓ The two boilers and two turbines of Shijiazhuang Jiasheng WTE Facility (BOO) in Hebei Province, Baishan Green Energy WTE Facility (BOO) in Jilin Province, the first phase of Zhongwei Green Energy WTE Facility (BOT) in Ningxia Hui Autonomous Region, the expansion project of Hohhot New Energy WTE Facility (BOO) in Inner Mongolia, Shijiazhuang Jinhuan Resource Recycling Project (BOO) in Hebei Province and the Songyuan Xinxiang Resource Recycling Project (BOO) in Jilin Province which are currently under construction are expected to put into operation by the end of 2021. The Group's total waste treatment capacity in operation will increase by 3,450 tons/day and 116MW installed capacity upon completion of the aforesaid projects.
- ✓ Obtained approval to undertake the reconstruction project for Tianjin Sunrise WTE Facility.
- ✓ In June 2021, Linzhou Jiasheng New Energy Co., Ltd., a subsidiary of the Group, won the bid for a concession project for the resource utilisation of kitchen waste in Linzhou City, Henan Province which will add an additional 45 tons/day of waste treatment capacity to the Group upon completion.

1H2021 Operational Updates



New Projects under Construction



Expansion of Hohhot WTE Facility in Inner Mongolia

- BOO
- One boiler and one turbine

Inner Mongolia

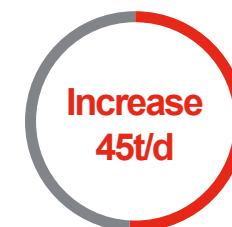


New Projects under Preparation

Upgrading of Tianjin Sunrise WTE Facility

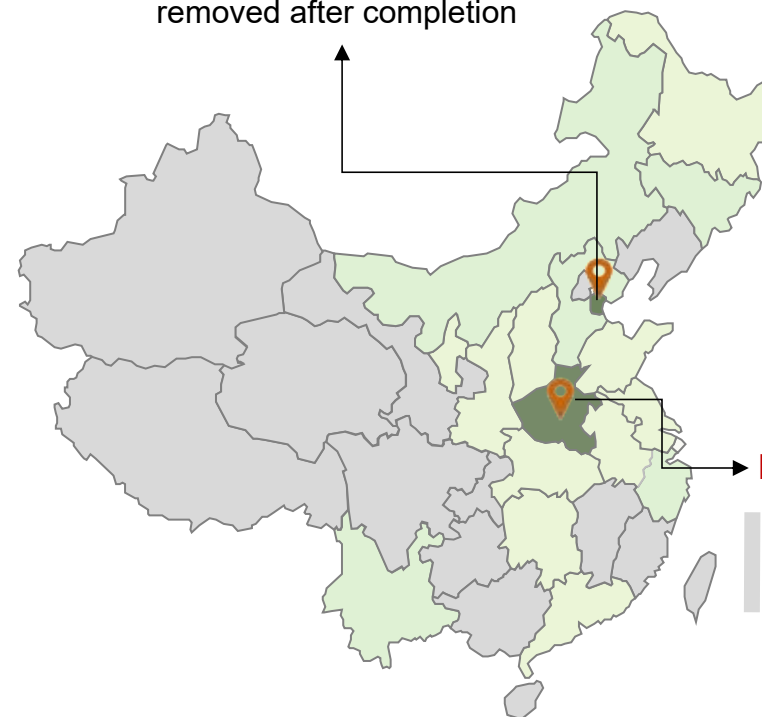
Tianjin

- To build two 600 tons/day grate furnaces and one 18MW generating unit. The original three circulating fluidized bed boilers and corresponding turbo-generator units will be removed after completion



Henan

Linzhou Kitchen Waste Project



Securing Subsidies and Gaining Further Government Recognition

- ✓ The expansion of Yinchuan Zhongke WTE Facility in Ningxia Hui Autonomous Region, Qitaihe Green Energy WTE Facility and Suihua Green Energy WTE Facility in Heilongjiang Province were included in the National Renewable Energy Subsidy Listing in the first half of 2021.
- ✓ In January 2021, the Yunnan Green Energy WTE Facility in Kunming City, Yunnan Province, successfully passed the certification of the World Bank's Global Environment Fund (GEF).
 - Effectively demonstrated the application of technology and management models in WTE enterprises, such as advanced automation, digitalisation, and artificial intelligence, to enhance the sustainable development capabilities of WTE facilities.
- ✓ In March 2021, the Zibo Green Energy WTE Facility in Zibo City, Shandong Province was awarded the "Outstanding WTE Facility Open to Public" in the first "Polaris Cup 2020 Awards" for the WTE industry.
- ✓ In July 2021, Zheneng Jinjiang Environment continued to be ranked among the Top 50 Environmental Enterprises in China



Growth Strategy

In the future, we will ...



1. Maintain leading market position

- Expanding waste treatment capacity of existing facilities and pursue capacity increment
- Seeking organic growth through new project opportunities
- Seeking inorganic growth through M&A opportunities

2. Continuously improve technical capabilities

- Localisation of advanced pre-treatment technologies from Europe, in synergy with our own
- Enhancing operating efficiency and reduce emissions at our WTE facilities
- Furthering development and promotion of AI technology

4. Expand internationally

- Seeking project opportunities from the “Belt and Road Initiative”
- Specific focus on Southeast Asia and other developing countries
- Enhancing our brand image and international recognition



3. Diversify within the WTE value chain

- Expanding our WTE business to related synergistic areas such as sludge treatment, kitchen waste treatment
- Promoting the expansion of collaborative businesses, actively exploring technical routes and project development for urban solid waste treatment such as slag and construction waste

1. Maintain Leading Market Position

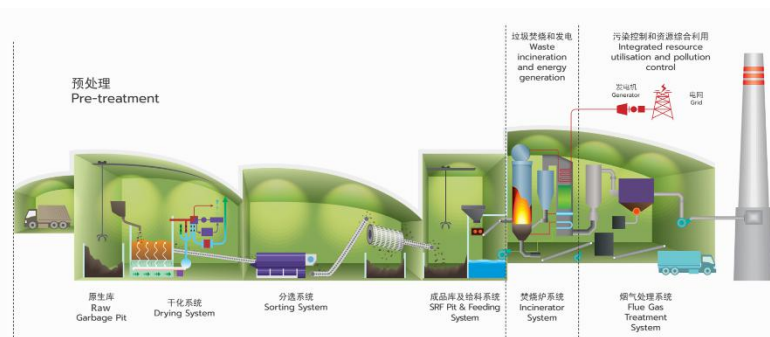
3 Main Strategy Pillars For Capacity Expansion And Growth

Increase the capacity of waste treatment in existing facilities, and pursue capacity increment



Develop competitive advantage in storage resource capacity to tap growth opportunities

Enter new regions, new projects



- Integration of Circulating Fluidized Bed technology and moving grate technology, suitable for the waste treatment at different markets
- Enhance brand recognition by local governments in new markets

Acquire projects with growth potential

- Management restructuring
- Operational system improvement
- Technical upgrading



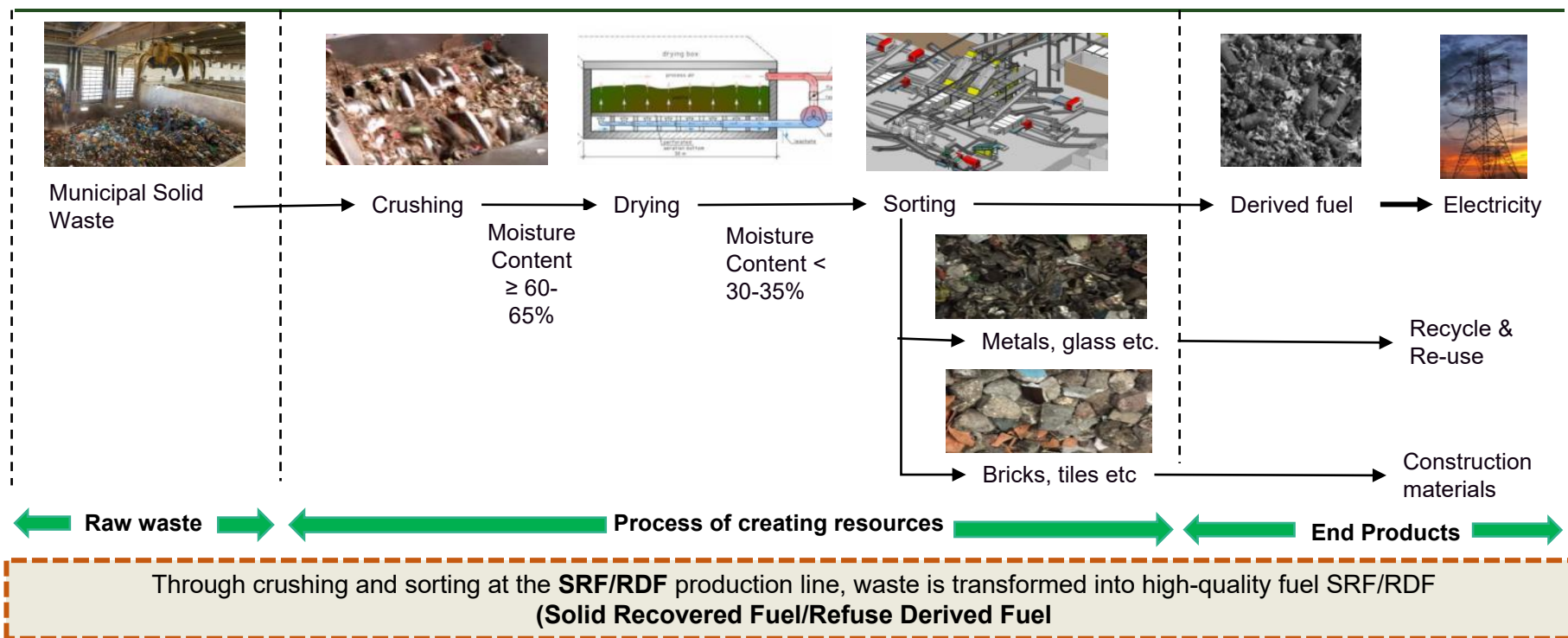
2. Continuously Improve Technical Capabilities

- Localised advanced European pre-treatment technology, coupled with own Research & Development and completed the promotion and application at Zibo Green New Energy WTE Facility in Shandong Province (in operation) and Shijiazhuang Jiasheng WTE Facility in Hebei (under construction)
- Improve operational efficiency and reduce emissions at our WTE facilities
- Combine grate and own technology to raise processing efficiency

Taking a foothold and laying a good foundation for further development of the European environmental market:

In January 2018, the Group established a wholly-owned subsidiary, Waste Tec GmbH, in Solms, Germany, to combine waste drying and sorting technology with CFB technology to provide the Group's environmental protection market in Europe

Waste Pre-treatment Procedures



3. Diversify Within the WTE Value Chain

Expand the scope of WTE business to the relevant areas

Potential diversification areas for WTE

1. Turning waste into resources

- Currently, there are **10 waste recycling projects**
- Benefits from waste recycling projects
 - Taps opportunities in rising waste amount in various markets
 - Enhances quality of waste sent for WTE conversion
 - Adds to ZJE's total waste treatment capacity



2. Sludge Treatment

- Currently, there are **8 facilities that can treat urban sludge** (Wuhu Anhui Province, Wenling Zhejiang Province, Shijiazhuang Hebei Province, Qitaihe Heilongjiang Province, Wuhan Hubei Province, Gaobeidian Hebei Province, Songyuan Jilin Province and Gaocheng Hebei Province)
- Total designed treatment capacity of 1,920 tons/day.



3. Animal Carcass Treatment

- Invested in Wenling City's animal carcass treatment project in 2014
- Planned waste treatment capacity: 5 tons of treated carcass per day (1500 tons/year)



4. Kitchen Waste Treatment

- The Wenling Organic Waste Comprehensive Disposal Project has completed construction
- Four kitchen waste treatment projects are in preparation stage and are expected to provide an additional capacity of 795 tons/day when completed



4. Expand Internationally

- Seeking project opportunities from the 'Belt and Road Initiative'
- Improve brand image and international reputation to be a world-class WTE management company

- Riding on the "Belt and Road Initiative", to strive to internationalise its WTE business and establish demonstration projects in its investment countries.
- Prioritise its expansion in Asian countries (e.g. Indonesia, Vietnam, Malaysia and Singapore) & other developing countries.
- Asian countries and other developing countries have waste characteristics similar to China (low calorific value) giving our differential-density CFB technology an advantage.
- We have developed relevant capabilities and have proven that we can make our technology adaptable for the processing and management of other types of waste.
- Created an overseas business division, with a focus on overseas expansion plans.

- Focusing on Asia and other developing countries

ZJE's plans in India's WTE market

- Acquired Ecogreen Energy to actively bid for WTE projects in India
- Secured 3 projects in 2017
- Promote our CFB technology and establish the first WTE plant using this technology
- Active explore more WTE contract opportunities
- Ecogreen's annual waste transportation volume is 1 million tonnes

Debut in Indonesia

- Secured a concession to construct and operate a WTE facility with a capacity of 1,000 tons/day in Palembang
- Significant market potential for waste treatment being the 9th most populous city in Indonesia



Thank You



浙能锦江环境
ZHENENG JINJIANG ENVIRONMENT